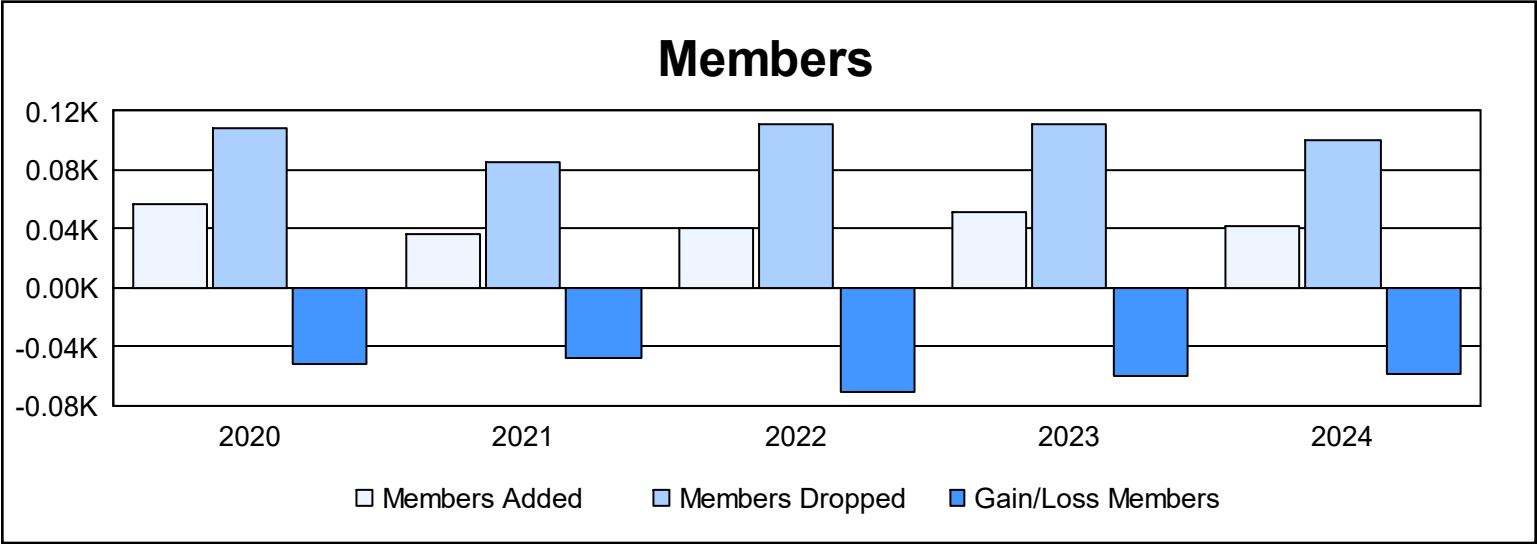
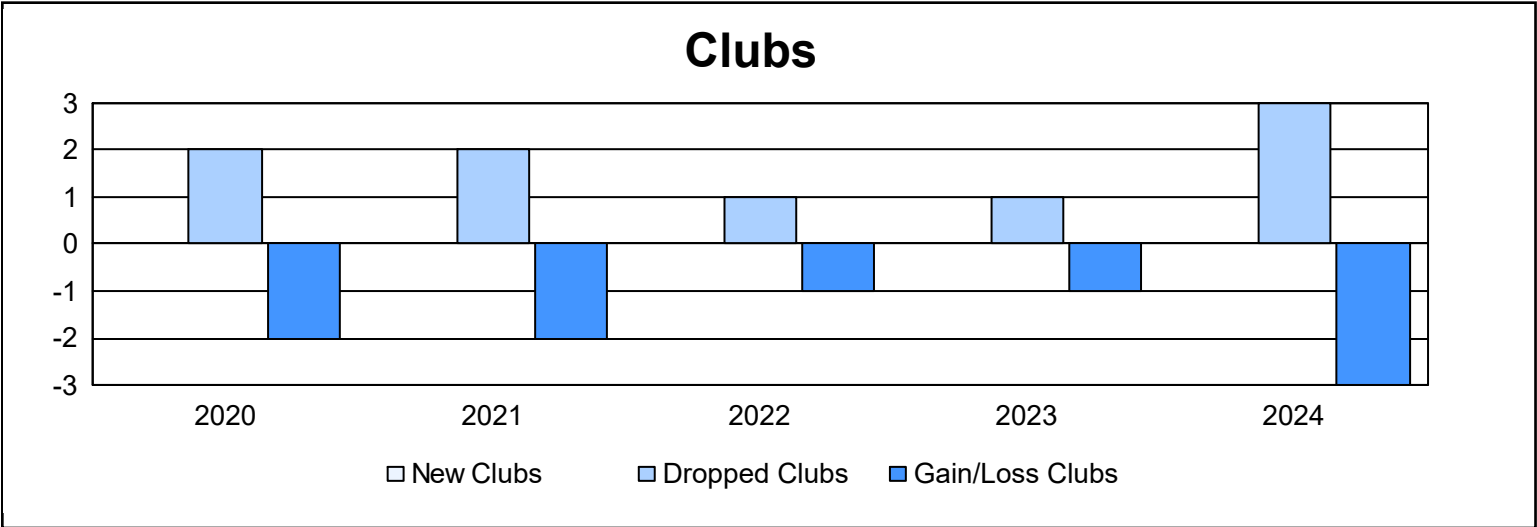
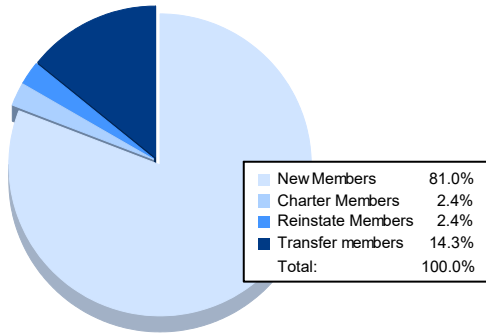


Year	New Clubs	Dropped Clubs	Gain/ Loss Clubs	New Members	Charter Members	Reinstate Members	Transfer Members	Total Member Added	Total Members Dropped	Gain/ Loss Members
2019-2020	0	2	-2	51	0	0	6	57	109	-52
2020-2021	0	2	-2	32	1	0	4	37	85	-48
2021-2022	0	1	-1	35	0	3	2	40	111	-71
2022-2023	0	1	-1	45	0	0	6	51	111	-60
2023-2024	0	3	-3	34	1	1	6	42	100	-58
Average	0	2	-2	39	0	1	5	45	103	-58



### Membership Composition June 2024 Cumulative



### Gender Composition June 2024 Cumulative

